

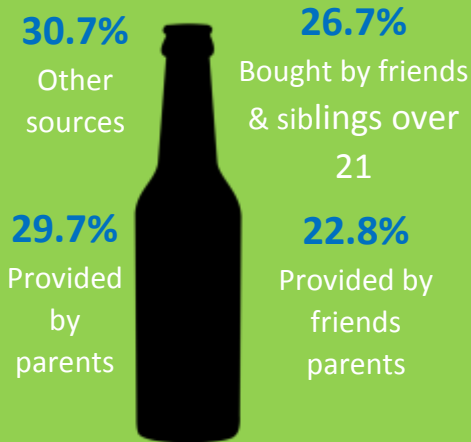
FULTON COUNTY YOUTH SURVEY DATA

GOALS

- ◆ DECREASE YOUTH ALCOHOL ACCESS AND WILLINGNESS TO USE
- ◆ DECREASE YOUTH BULLYING BEHAVIORS
- ◆ DECREASE PARENTAL ATTITUDES FAVORABLE TOWARDS ANTI-SOCIAL BEHAVIORS

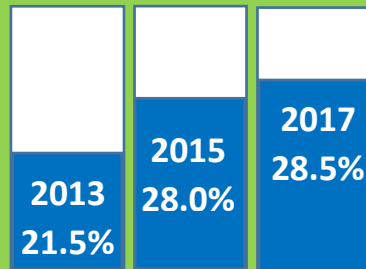
BY THE NUMBERS

TOP SOURCES OF ALCOHOL

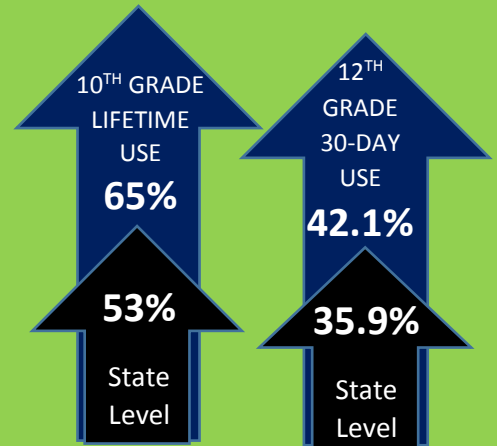


WILLINGNESS TO TRY ALCOHOL

Fulton County Students Overall

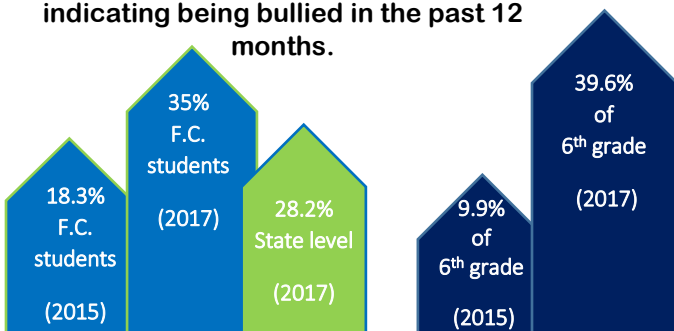


ALCOHOL USE BY THE GRADE...




BULLYING AND INTERNET SAFETY

Overall Percentage of students indicating being bullied in the past 12 months.

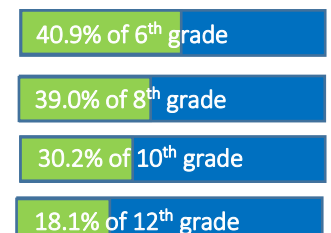


Variations of bullying (Past 12 months)

“CYBER” BULLYING
“Texting or Social Media”



BULLIED ON SCHOOL PROPERTY



Parental Attitudes Favorable Towards Anti-Social Behaviors

51% of Fulton County students report their parents do not always send a clear and consistent message that certain behaviors such as fighting, stealing, graffiti, and using substances are wrong.